



Club Health Assessment for District 35 L through December 2025

			Status	Membership						Reports				Finance	LCIF	
Club Number	Club Name	Charter Date	Times in Status Quo in Past 2 Years	Current Member Count **	YTD Members Added	YTD Members Dropped	YTD Net Growth% ***	Member Count 1 Year Ago	Dropped Members Avg.Length of Service	Months Since Membership Update	Current Officers Reported ****	Current President Repeated Term	VP Reported *****	Last Date Reported Service (mm/yyyy)	Account Balance	YTD Donations
Clubs less than two years old																
179386	Gulf Breeze	04/29/2025	Active	18	8	15	-28.00%	0	0	0	Y			11/2025		\$125.00
178824	Keystone Melrose Lake Region	10/17/2024	Active	12	0	0	0.00%	12		12	N	None				
Clubs more than two years old																
12470	ALACHUA	01/04/1940	Active	33	0	4	-10.81%	38	21	0	Y			12/2025		\$400.00
Exc Award (06/30/2017, 06/30/2021)																
142554	Calhoun-Liberty	08/13/2020	P- Active	7	0	2	-22.22%	12	3	0	Y	4		05/2025		
12474	CALLAHAN	12/05/1946	Active	21	0	0	0.00%	24		4	N	None		03/2025		
12475	CEDAR KEY	04/23/1968	Active	26	1	2	-3.70%	29	12	0	Y		N	10/2025		\$4,000.00
12432	CENTURY	08/31/1944	Active(1)	8	0	0	0.00%	10		4	Y	8		12/2024		
12433	CHATTAHOOCHEE	12/29/1944	Active	11	0	0	0.00%	13		4	Y	11	R	01/2025		
145744	Chipley Falling Waters	04/12/2021	Active	12	1	0	9.09%	10		1	Y	2	N	11/2025		
Exc Award (06/30/2025)																
90291	CRAWFORDVILLE	12/05/2005	Active(1)	15	0	0	0.00%	17		3	Y	3	R	08/2019		
50749	CRESTVIEW	06/27/1990	Active	13	2	1	8.33%	15	20	2	Y		N	04/2025		
137474	DeFuniak Springs	02/22/2019	Active(1)	2	0	6	-75.00%	8	6	3	N	None		02/2020		
154387	Dunnellon 2	06/16/2023	Active	11	1	1	0.00%	15	2	0	Y	4	R	12/2025		
109828	FLEMING ISLAND	12/06/2010	Active	8	0	0	0.00%	8		11	Y	2	R	05/2025		\$50.00
12440	FORT WALTON BEACH	11/03/1949	Active	12	0	0	0.00%	13		7	Y	3	R	03/2025		\$1,000.00
Exc Award (06/30/2018, 06/30/2024)																
12441	FORT WALTON BEACH SONIC CITY	03/09/1964	Active	6	0	0	0.00%	8		6	Y		R	02/2025		
12480	GAINESVILLE	03/10/1944	Active	13	0	0	0.00%	13		5	Y	8	R	06/2025		
12482	GAINESVILLE UNIVERSITY CITY	03/20/1961	Active	4	0	0	0.00%	4		7	Y	5	R	08/2021		
12443	GRACEVILLE	11/17/1937	Active	27	0	0	0.00%	19		1	Y		IP	12/2024		\$2,000.00
Exc Award (06/30/2023)																
12486	HIGH SPRINGS	03/07/1947	Active	66	6	2	6.45%	63	4	0	Y	4	R	11/2025		
12488	INTERLACHEN	04/30/1968	Active(1)	11	1	0	10.00%	10		1	Y	3		02/2025		
12471	JACKSONVILLE ARLINGTON	12/15/1948	Active	41	0	2	-4.65%	47	3	0	Y		N	12/2025		\$5,000.00



Club Health Assessment for District 35 L through December 2025

			Status	Membership						Reports				Finance		LCIF
Club Number	Club Name	Charter Date	Times in Status Quo in Past 2 Years	Current Member Count **	YTD Members Added	YTD Members Dropped	YTD Net Growth% ***	Member Count 1 Year Ago	Dropped Members Avg.Length of Service	Months Since Membership Update	Current Officers Reported ****	Current President Repeated Term	VP Reported *****	Last Date Reported Service (mm/yyyy)	Account Balance	YTD Donations
12489	JACKSONVILLE BEACHES	04/06/1938	Active(1)	47	6	2	9.30%	39	4	0	Y		R	12/2025	90+ Days	
141472	Jacksonville River City	04/20/2020	Active	28	2	1	3.70%	30	3	0	Y		IP	11/2025		
Exc Award (06/30/2023)																
12493	JACKSONVILLE RIVERSIDE/ARGYLE WEST	03/31/1945	Active	10	0	3	-23.08%	13	5	0	Y	2	N	03/2025		
151395	Jax Lions Quest of 35-L Cyber	06/21/2022	Active	8	0	0	0.00%	8		14	N	None		07/2022		
105610	JEFFERSON COUNTY	06/01/2009	Active	8	5	4	14.29%	10	5	0	N	None		01/2025		
12498	LAKE CITY	12/09/1946	Cancelled(6*)	0	0	9	-100.00%	12	17	0	N	None		07/2025		
12500	LIVE OAK	04/27/1950	Active	21	0	0	0.00%	22		11	N		N	06/2019		
153128	Lynn Haven 2	06/14/2023	Active	5	0	0	0.00%	6		6	Y	4		04/2025		
12501	MACCLENNY	04/22/1935	Active(2)	26	26	0	100.00%	22		1	Y	2		05/2025		
12448	MADISON	12/18/1942	Active	23	1	4	-11.54%	27	6	0	N		N	07/2025		
12539	MCINTOSH	12/12/1949	Active	23	0	1	-4.17%	24	1	0	Y	3	N	12/2025		
97150	MIDDLEBURG BLACK CREEK	05/23/2006	Active	10	0	2	-16.67%	14	4	0	Y		IP	12/2025		
Exc Award (06/30/2018, 06/30/2020)																
12502	NEWBERRY	03/25/1943	Active	16	0	0	0.00%	18		6	Y	3	R	02/2024		
Exc Award (06/30/2017)																
12543	OCALA	03/19/1926	Active	71	7	7	0.00%	74	19	0	Y		N	10/2025		\$1,100.00
Exc Award (06/30/2016)																
102328	OCALA 200	06/03/2008	Active	20	2	4	-9.09%	25	4	0	Y			12/2025		\$920.00
Exc Award (06/30/2017, 06/30/2021, 06/30/2022)																
12544	OCALA FORT KING BREAKFAST	09/25/1963	Active	28	2	4	-6.67%	20	1	0	Y		IP	12/2025	\$25.00	
47383	OCALA ON TOP OF THE WORLD	05/28/1987	Active	22	5	1	22.22%	21	1	0	Y	4	N	12/2025	\$3,700.00	
Exc Award (06/30/2023)																
12503	ORANGE PARK	07/14/1948	Active	26	3	0	13.04%	19		0	Y	2	R	12/2025	\$20.00	
Exc Award (06/30/2024)																
104774	PALATKA NEW VISION	02/17/2009	Active	10	0	0	0.00%	5		4	Y	4	N	09/2025		
Exc Award (06/30/2021)																
12454	PANAMA CITY	04/29/1935	Active	13	1	0	8.33%	12		2	Y		R	04/2025		
12458	PENSACOLA	12/16/1927	Active	34	1	0	3.03%	35		1	Y		N	04/2025	90+ Days	\$1,700.00



Club Health Assessment for District 35 L through December 2025

			Status	Membership						Reports				Finance	LCIF	
Club Number	Club Name	Charter Date	Times in Status Quo in Past 2 Years	Current Member Count **	YTD Members Added	YTD Members Dropped	YTD Net Growth***	Member Count 1 Year Ago	Dropped Members Avg.Length of Service	Months Since Membership Update	Current Officers Reported ****	Current President Repeated Term	VP Reported *****	Last Date Reported Service (mm/yyyy)	Account Balance	YTD Donations
12461	PORT ST JOE	02/25/1955	Active(1)	58	4	0	7.41%	51		2	Y		N	11/2025	90+ Days	\$1,000.00
35728	QUINCY	06/16/1978	Active	10	0	2	-16.67%	12	6	1	Y		N	02/2025		
12560	SILVER SPRINGS	12/16/1958	Active(1)	5	0	1	-16.67%	6	16	4	Y	6		10/2025		
12463	SOPCHOPPY	09/08/1952	Active	16	2	3	-5.88%	19	14	3	Y	3		07/2025		
146819	South Putnam	06/17/2021	Active	12	0	0	0.00%	15		6	Y	2		03/2025	\$1,000.00	\$2,175.00
12506	ST AUGUSTINE	11/14/1946	Active	32	5	3	6.67%	28	50	0	Y		N	12/2025		
12465	TALLAHASSEE	02/20/1929	Active	25	0	7	-21.88%	32	1	0	Y		N	11/2025		
82989	TURKEY CREEK	06/30/2004	Active	11	0	3	-21.43%	14	10	0	Y	2	N	12/2025		
Exc Award (06/30/2016, 06/30/2018, 06/30/2019, 06/30/2021, 06/30/2024)																
145612	Williston Youth	03/25/2021	Active	9	0	0	0.00%	9		16	Y	6	R	09/2021		
148131	Yulee Nassau County	08/31/2021	Active	28	0	0	0.00%	28		19	N	3	R	12/2024		

Clubs Cancelled Previous Fiscal Year – Clubs Cancelled within last 12 months may be reinstated

Club Number	Club Name	Charter Date	Current Status*	Cancellation Date
154002	Marianna Leaping Lions	05/22/2023	Cancelled(8*)	12/30/2024
12453	NICEVILLE VALPARAISO	11/21/1950	Cancelled(8*)	06/29/2025

Current Total Clubs Count	YTD New Clubs Count	YTD Cancelled Clubs Count	YTD Net Club Gain	Current Total Members Count	YTD Add	YTD Drop	YTD Net Growth	YTD Net Growth %	Member Count 12 Months Ago	Average Member Count Per Club	% of Clubs with less than 20 members	% No Officer Report in 12 Months	% of Clubs with balance 90+ days	Number of Clubs in Status Quo	% Status Quo Clubs in Financial Suspension	Number of Cancelled Clubs	Average Cancelled Club Age	Members Lost Due to Cancellation	% of Clubs Cancelled for Non-Financial Reasons
52	0	1	-1	1,032	92	96	-4	-0.39%	1,058	20	58%	6%	6%	0	0%	1	155	9	-100%

* - P - Priority Club. Cancellation Reasons: 1-Objectives/conduct, 2-Non-active club, 5-Non-existing club, 6-Disbanding, 7-Merger, 8-Financial Suspension, 9-District/Multiple District Dues.

** Red denotes below 15 active members.

*** Red denotes 20% + loss.

**** Y - all 3 (President, Secretary, Treasurer) club officers reported, N - not all 3 reported.

***** Abbreviation: N-New, IP-Immediate Past, R-Repeat.




Club Health Assessment for District 35 I through December 2025

			Status	Membership						Reports				Finance		LCIF
Club Number	Club Name	Charter Date	Times in Status Quo in Past 2 Years	Current Member Count **	YTD Members Added	YTD Members Dropped	YTD Net Growth% ***	Member Count 1 Year Ago	Dropped Members Avg.Length of Service	Months Since Membership Update	Current Officers Reported ****	Current President Repeated Term	VP Reported *****	Last Date Reported Service (mm/yyyy)	Account Balance	YTD Donations
Clubs more than two years old																
130732	Arcadia Centennial	04/21/2017	Active	24	1	2	-4.00%	24	8	1	Y		N	08/2025		
12666	BONITA SPRINGS	04/16/1962	Active	75	6	1	7.14%	80	58	0	Y		N	12/2025		
Exc Award (06/30/2018, 06/30/2022)																
12622	BRADENTON	04/14/1947	Active	23	3	3	0.00%	26	22	0	Y			12/2025		\$50.00
Exc Award (06/30/2017, 06/30/2018, 06/30/2023)																
12568	BRANDON	05/11/1954	Active	25	1	1	0.00%	27	22	5	Y	4	R	12/2025		\$710.00
12624	CAPE CORAL	08/02/1962	Active	14	1	1	0.00%	15	3	3	N	4		12/2025		\$10.00
Exc Award (06/30/2024)																
12571	CLEARWATER	07/21/1931	Active	25	0	2	-7.41%	27	2	0	Y		N	12/2025		\$1,445.00
Exc Award (06/30/2024, 06/30/2025)																
101537	DADE CITY HISPANIC AMERICAN	03/06/2008	Active	7	3	6	-30.00%	11	9	1	Y		N	08/2022		
12627	ENGLEWOOD	03/24/1952	Active	28	0	2	-6.67%	30	26	0	Y	2	R	10/2025		\$200.00
Exc Award (06/30/2017, 06/30/2023, 06/30/2024)																
12628	EVERGLADES	11/06/1952	Active	46	0	0	0.00%	44		6	Y		R	06/2025		
Exc Award (06/30/2021, 06/30/2022)																
149944	Fishhawk	02/21/2022	Active	26	2	0	8.33%	26		2	N		R	12/2025		
12630	FORT MYERS	03/07/1935	Active	40	14	9	14.29%	30	9	0	Y		IP	12/2025		\$1,190.00
Exc Award (06/30/2021, 06/30/2022, 06/30/2025)																
12631	FORT MYERS BEACH	12/03/1952	Active	21	4	1	16.67%	17	6	2	Y	5	R	12/2025		\$600.00
Exc Award (06/30/2017)																
12634	FROSTPROOF	04/16/1952	Active	13	0	0	0.00%	12		8	Y	9	R	01/2023		
12580	GULFPORT	06/02/1948	Active	30	2	8	-16.67%	36	12	2	Y			06/2025		
31337	HUDSON BAYONET POINT	11/17/1975	Active	20	6	0	42.86%	12		0	Y		N	12/2025		\$50.00
Exc Award (06/30/2020)																
12643	LAKE PLACID	01/25/1950	Active	9	1	1	0.00%	13	21	0	Y		N	12/2025		\$175.00
Exc Award (06/30/2018, 06/30/2019, 06/30/2023)																
12644	LAKE WALES	05/06/1949	Active	8	0	2	-20.00%	10	10	1	Y	3	R	11/2025		



Club Health Assessment for District 35 I through December 2025

			Status	Membership						Reports				Finance	LCIF	
Club Number	Club Name	Charter Date	Times in Status Quo in Past 2 Years	Current Member Count **	YTD Members Added	YTD Members Dropped	YTD Net Growth% ***	Member Count 1 Year Ago	Dropped Members Avg.Length of Service	Months Since Membership Update	Current Officers Reported ****	Current President Repeated Term	VP Reported *****	Last Date Reported Service (mm/yyyy)	Account Balance	YTD Donations
12584	LARGO	01/08/1957	Active	26	0	3	-10.34%	31	2	1	Y		N	11/2025	90+ Days	
Exc Award (06/30/2024)																
47517	LUTZ LAND O LAKES LLLL	06/22/1987	Active	7	0	0	0.00%	10		2	Y	3		06/2025		
Exc Award (06/30/2017, 06/30/2019)																
12649	NAPLES	10/25/1938	Active	62	9	22	-17.33%	80	8	0	Y		N	12/2025		
Exc Award (06/30/2018, 06/30/2019, 06/30/2021, 06/30/2025)																
96672	NORTH FORT MYERS NOON	03/17/2006	Active	2	1	14	-86.67%	22	7	2	N	None		07/2025		\$100.00
Exc Award (06/30/2020)																
12652	NORTH PORT	11/23/1969	Active(1)	5	0	4	-44.44%	11	29	2	Y	3		06/2025		
Exc Award (06/30/2016, 06/30/2017)																
46705	PALM HARBOR #II	12/02/1986	Active(1)	17	0	2	-10.53%	19	43	2	Y	2	N	09/2025		
12592	PLANT CITY	04/04/1929	Active	21	2	0	10.53%	21		1	Y		N	10/2023		\$140.00
Exc Award (06/30/2018)																
131286	Port Charlotte Centennial	06/13/2017	Active	14	0	2	-12.50%	15	4	0	Y		N	11/2025		
Exc Award (06/30/2020, 06/30/2021, 06/30/2022)																
12656	PUNTA GORDA	11/15/1966	Active	32	2	4	-5.88%	28	1	0	Y	2	N	12/2025		\$1,000.00
Exc Award (06/30/2017, 06/30/2020, 06/30/2023, 06/30/2024)																
12594	SAFETY HARBOR	04/03/1950	Active	14	1	2	-6.67%	15	6	0	N	None	N	11/2025		
Exc Award (06/30/2020, 06/30/2024)																
12659	SANIBEL CAPTIVA ISLAND	08/23/1967	Active	11	0	0	0.00%	17		4	Y		IP	06/2025		
12662	SARASOTA	12/18/1957	Active	11	0	4	-26.67%	15	5	0	Y	2	R	01/2025		
Exc Award (06/30/2017)																
12664	SEBRING BREAKFAST	06/05/1973	Active	11	1	4	-21.43%	14	31	2	Y	2	R	11/2025		\$100.00
Exc Award (06/30/2021)																
12595	ST PETERSBURG	02/06/1925	Active	55	4	16	-17.91%	68	7	0	Y		N	12/2025	90+ Days	\$100.00
Exc Award (06/30/2017, 06/30/2019, 06/30/2020, 06/30/2022)																
44830	SUN CITY CENTER/SOUTH SHORE	04/15/1985	Active	39	6	0	18.18%	35		0	Y		N	12/2025		\$2,700.00
Exc Award (06/30/2017, 06/30/2023, 06/30/2024)																
12604	TAMPA DOWNTOWN	02/19/1924	Active	25	2	0	8.70%	26		5	Y	2	N	11/2025		
Exc Award (06/30/2017)																



Club Health Assessment for District 35 I through December 2025

			Membership							Reports				Finance		LCIF			
Club Number	Club Name	Charter Date	Status	Current Member Count **	YTD Members Added	YTD Members Dropped	YTD Net Growth% ***	Member Count 1 Year Ago	Dropped Members Avg.Length of Service	Months Since Membership Update	Current Officers Reported ****	Current President Repeated Term	VP Reported *****	Last Date Reported Service (mm/yyyy)	Account Balance	YTD Donations			
			Times in Status Quo in Past 2 Years																
121885	Tampa North	04/18/2014	Active(1)	17	0	3	-15.00%	20	9	1	Y		IP	09/2018					
12669	VENICE	06/10/1947	Active	78	27	5	39.29%	64	26	0	Y	2	R	10/2025		\$1,040.00			
Exc Award (06/30/2016, 06/30/2017, 06/30/2018, 06/30/2021, 06/30/2022, 06/30/2023, 06/30/2024)																			
12671	WAUCHULA	08/12/1927	Active(1)	26	0	1	-3.70%	27	3	1	Y	2		02/2024					
117162	WESLEY CHAPEL LIONS	06/13/2012	Active	11	1	0	10.00%	15		4	Y		R	11/2025					
Exc Award (06/30/2016, 06/30/2018, 06/30/2019, 06/30/2022)																			
12616	ZEPHYRHILLS	03/18/1943	Active	54	15	5	22.73%	47	8	0	Y	2	N	12/2025		\$3,560.00			
Exc Award (06/30/2016, 06/30/2017, 06/30/2023)																			
Current Total Clubs Count	YTD New Clubs Count	YTD Cancelled Clubs Count	YTD Net Club Gain	Current Total Members Count	YTD Add	YTD Drop	YTD Net Growth %	Member Count 12 Months Ago	Average Member Count Per Club	% of Clubs with less than 20 members	% No Officer Report in 12 Months	% of Clubs with balance 90+ days	Number of Clubs in Status Quo	% Status Quo Clubs in Financial Suspension	Number of Cancelled Clubs	Average Cancelled Club Age	Members Lost Due to Cancellation	% of Clubs Cancelled for Non-Financial Reasons	
38	0	0	0	972	115	130	-15	-1.52%	1,040	26	42%	0%	5%	0	0%	0	0	0	0%

* - P - Priority Club. Cancellation Reasons: 1-Objectives/conduct, 2-Non-active club, 5-Non-existing club, 6-Disbanding, 7-Merger, 8-Financial Suspension, 9-District/Multiple District Dues.

** Red denotes below 15 active members.

*** Red denotes 20% + loss.

**** Y - all 3 (President, Secretary, Treasurer) club officers reported, N - not all 3 reported.

***** Abbreviation: N-New, IP-Immediate Past, R-Repeat.




Club Health Assessment for District 35 O through December 2025

			Status	Membership						Reports				Finance		LCIF
Club Number	Club Name	Charter Date	Times in Status Quo in Past 2 Years	Current Member Count **	YTD Members Added	YTD Members Dropped	YTD Net Growth% ***	Member Count 1 Year Ago	Dropped Members Avg.Length of Service	Months Since Membership Update	Current Officers Reported ****	Current President Repeated Term	VP Reported *****	Last Date Reported Service (mm/yyyy)	Account Balance	YTD Donations
Clubs more than two years old																
123529	Auburndale/Polk County	11/17/2014	Active	26	0	4	-13.33%	29	1	1	Y		N	10/2025		\$30.00
12567	BEVERLY HILLS	09/05/1967	Active	27	7	1	28.57%	21	3	2	Y			11/2025		\$550.00
12516	CLERMONT MINNEOLA L C	03/29/1949	Active	10	0	0	0.00%	10		12	N	2		08/2022		
	Exc Award (06/30/2020)															
12575	CRYSTAL RIVER	03/04/1953	Active	12	0	0	0.00%	12		27	Y	9	R	02/2022		
58391	CRYSTAL RIVER KINGS BAY	06/07/1996	Active	13	0	1	-7.14%	17	8	2	Y		IP	10/2025		\$200.00
	Exc Award (06/30/2018, 06/30/2019, 06/30/2022, 06/30/2025)															
12625	CYPRESS GARDENS	12/15/1967	Active	12	1	1	0.00%	12	5	4	Y	5	N	11/2025		
39038	DAVENPORT	11/28/1980	Active	18	1	1	0.00%	18	2	3	Y	2	R	12/2025		\$75.00
	Exc Award (06/30/2016)															
128843	Daytona Halifax Area	09/06/2016	Active(1)	9	0	1	-10.00%	12	24	2	Y		R	02/2025		
	Exc Award (06/30/2024)															
12522	DELAND	04/10/1939	Status Quo(2)	4	0	1	-20.00%	5	3	0	Y	3		11/2018	90+ Days	
152836	Eastport	11/03/2022	Active	39	1	8	-15.22%	53	3	0	Y		N	12/2025		\$1,100.00
	Exc Award (06/30/2023, 06/30/2024)															
12578	FLORAL CITY	06/16/1953	Active	12	0	0	0.00%	12		13	Y	4	R	11/2025		
12530	FRUITLAND PARK	08/19/1954	Active	22	1	1	0.00%	20	3	1	Y	2	R	12/2025		\$300.00
	Exc Award (06/30/2022)															
29796	HIGH POINT	09/30/1974	Active	31	7	6	3.33%	33	10	1	Y	2	R	12/2025		\$800.00
	Exc Award (06/30/2018)															
12582	HOMOSASSA	04/30/1970	Active	76	12	3	13.43%	69	3	0	Y	2	N	12/2025		\$1,300.00
	Exc Award (06/30/2016, 06/30/2017, 06/30/2020, 06/30/2022)															
12487	INGLIS YANKEETOWN	05/24/1971	Active	16	1	1	0.00%	14	2	3	Y			12/2025		
	Exc Award (06/30/2018, 06/30/2023)															
31924	INVERNESS	03/30/1976	Active	16	1	2	-5.88%	16	25	1	Y	2	N	12/2025		
12637	KATHLEEN	03/12/1953	Active	44	10	6	10.00%	48	10	0	Y	2		10/2025		
12533	KISSIMMEE	03/21/1939	Active	23	0	0	0.00%	23		4	Y		N	11/2025		
	Exc Award (06/30/2017)															



Club Health Assessment for District 35 O through December 2025

			Status	Membership						Reports				Finance	LCIF	
Club Number	Club Name	Charter Date	Times in Status Quo in Past 2 Years	Current Member Count **	YTD Members Added	YTD Members Dropped	YTD Net Growth% ***	Member Count 1 Year Ago	Dropped Members Avg.Length of Service	Months Since Membership Update	Current Officers Reported ****	Current President Repeated Term	VP Reported *****	Last Date Reported Service (mm/yyyy)	Account Balance	YTD Donations
47000	LADY LK ORANGE BLOSSOM GARDENS Exc Award (06/30/2019, 06/30/2022)	03/02/1987	Active	89	10	3	8.54%	92	3	0	Y	3	R	12/2025		
12639	LAKE ALFRED Exc Award (06/30/2016, 06/30/2018)	10/30/1945	Active	28	3	6	-9.68%	30	1	0	Y			12/2025		
100760	LAKE SUMTER Exc Award (06/30/2017, 06/30/2020, 06/30/2023)	12/06/2007	Active	70	6	1	7.69%	67	0	1	Y		N	12/2025		
32727	LAKELAND NORTH LAKELAND	09/07/1976	Active	17	1	0	6.25%	28		3	Y		IP	10/2025		
12537	LOCKHART	09/30/1954	Active	12	1	1	0.00%	12	4	2	Y	10				
12540	MOUNT DORA Exc Award (06/30/2020)	03/03/1939	Active	20	1	2	-4.76%	25	28	0	Y	2	R	11/2025		
12541	NEW SMYRNA BEACH	01/27/1947	Active	3	0	0	0.00%	3		5	Y	6	R	08/2025		
12545	OCOEE	11/15/1948	Active	20	1	0	5.26%	22		1	Y	5	R	11/2025		
12549	ORLANDO COLLEGE PARK	04/20/1950	Active	15	4	1	25.00%	13	2	0	Y	4		03/2025		
144012	Orlando International Film Festival	12/17/2020	Active(1)	10	10	0	100.00%	15		4	Y	2		04/2025		
12552	ORMOND BEACH Exc Award (06/30/2016, 06/30/2017, 06/30/2023)	10/26/1954	Active	15	1	0	7.14%	15		3	Y	3		12/2025	90+ Days	
84490	ORMOND BY THE SEA Exc Award (06/30/2017, 06/30/2018, 06/30/2019, 06/30/2022, 06/30/2023, 06/30/2024)	12/03/2004	Active	38	0	0	0.00%	37		7	Y	2	N	12/2025		
63021	OVIDO-WINTER SPRINGS L C Exc Award (06/30/2017, 06/30/2018, 06/30/2021, 06/30/2022, 06/30/2024)	04/12/2000	Active	46	5	2	6.98%	41	13	0	Y		N	11/2025		
87965	PALM BAY PROGRESSIVE	05/03/2005	Cancelled(6*)	0	0	0	0.00%	6		6	N	None		02/2024		
12554	PALM COAST Exc Award (06/30/2022, 06/30/2023, 06/30/2024)	11/06/1973	Active	26	6	3	13.04%	23	14	0	Y		N	12/2025		
12555	PIERSON Exc Award (06/30/2020)	01/17/1950	Active	42	2	0	5.00%	32		4	Y	2	N	09/2025		
53155	PONCE INLET	05/28/1992	Active	21	1	0	5.00%	27		0	Y	8		11/2025		
12709	ROCKLEDGE	12/08/1968	Active	9	0	0	0.00%	9		18	Y	8		05/2023		



Club Health Assessment for District 35 O through December 2025

			Status	Membership						Reports				Finance	LCIF	
Club Number	Club Name	Charter Date	Times in Status Quo in Past 2 Years	Current Member Count **	YTD Members Added	YTD Members Dropped	YTD Net Growth% ***	Member Count 1 Year Ago	Dropped Members Avg.Length of Service	Months Since Membership Update	Current Officers Reported ****	Current President Repeated Term	VP Reported *****	Last Date Reported Service (mm/yyyy)	Account Balance	YTD Donations
Exc Award (06/30/2018)			Active	58	8	0	16.00%	50		0	Y		N	12/2025		\$2,825.00
12711	SATELLITE BEACH	03/29/1960														
Exc Award (06/30/2016, 06/30/2017, 06/30/2018, 06/30/2019, 06/30/2021)																
35548	SOUTH DAYTONA	05/02/1978														
Exc Award (06/30/2019, 06/30/2024)																
133516	Spring Hill Nature Coast	12/21/2017														
12562	TAVARES	08/19/1955														
63534	VIERA	08/21/2000														
Exc Award (06/30/2022)			Active(1)	4	4	0	100.00%	6	2	N			09/2024	90+ Days		
103531	VOLUSIA COUNTY	09/04/2008														
152158	West Volusia Action Team	10/17/2022														
46925	WILDWOOD SUMTER COUNTY 44	02/03/1987	Cancelled(8*)	0	0	6	-100.00%	9	3	0	N	None		05/2023		
			Active	21	0	0	0.00%	21		3	Y	12		03/2024		

Clubs Cancelled Previous Fiscal Year – Clubs Cancelled within last 12 months may be reinstated

Club Number	Club Name	Charter Date	Current Status*	Cancellation Date
12546	ORANGE CITY	11/11/1953	Cancelled(8*)	06/29/2025
61974	ORLANDO HISPANIC	05/20/1999	Cancelled(6*)	03/29/2025
130755	Orlando Knights Lions	04/27/2017	Cancelled(8*)	06/29/2025

Current Total Clubs Count	YTD New Clubs Count	YTD Cancelled Clubs Count	YTD Net Club Gain	Current Total Members Count	YTD Add	YTD Drop	YTD Net Growth	YTD Net Growth %	Member Count 12 Months Ago	Average Member Count Per Club	% of Clubs with less than 20 members	% No Officer Report in 12 Months	% of Clubs with balance 90+ days	Number of Clubs in Status Quo	% Status Quo Clubs in Financial Suspension	Number of Cancelled Clubs	Average Cancelled Club Age	Members Lost Due to Cancellation	% of Clubs Cancelled for Non-Financial Reasons
42	0	2	-2	1,056	109	72	37	3.63%	1,098	25	48%	0%	10%	1	100%	2	65	6	-50%

* - P - Priority Club. Cancellation Reasons: 1-Objectives/conduct, 2-Non-active club, 5-Non-existing club, 6-Disbanding, 7-Merger, 8-Financial Suspension, 9-District/Multiple District Dues.

** Red denotes below 15 active members.

*** Red denotes 20% + loss.

**** Y - all 3 (President, Secretary, Treasurer) club officers reported, N - not all 3 reported.

***** Abbreviation: N-New, IP-Immediate Past, R-Repeat.



Club Health Assessment for District 35 N through December 2025

			Status	Membership						Reports				Finance		LCIF
Club Number	Club Name	Charter Date	Times in Status Quo in Past 2 Years	Current Member Count **	YTD Members Added	YTD Members Dropped	YTD Net Growth% ***	Member Count 1 Year Ago	Dropped Members Avg.Length of Service	Months Since Membership Update	Current Officers Reported ****	Current President Repeated Term	VP Reported *****	Last Date Reported Service (mm/yyyy)	Account Balance	YTD Donations
Clubs less than two years old																
182413	Hollywood Muhammad Ali Legacy Continued	06/19/2025	Active	10	0	6	-37.50%	0	0	1	Y	2		11/2025		
171848	Miami Intercontinental	06/19/2024	Active(1)	14	11	28	-54.84%	31	1	0	Y				90+ Days	
Clubs more than two years old																
15803	ARUBA Exc Award (06/30/2022, 06/30/2023, 06/30/2024)	09/23/1947	Active	59	0	3	-4.84%	64	19	2	Y		N	10/2025		\$230.00
131343	Aruba One Happy Island Exc Award (06/30/2018, 06/30/2021, 06/30/2022, 06/30/2024)	06/16/2017	Active(1)	21	0	3	-12.50%	24	6	1	Y		R	11/2025		\$764.86
12770	AVENTURA-NORTH MIAMI BEACH L C Exc Award (06/30/2018)	11/02/1953	Active	16	0	2	-11.11%	19	11	5	Y	4	R	05/2025		
12674	BOCA RATON	06/16/1947	Active	16	0	0	0.00%	22		7	Y			10/2025		\$1,000.00
15804	BONAIRE	02/02/1962	Active	19	0	0	0.00%	19		5	Y	2	R	12/2025		
127823	Broward Centennial	06/09/2016	Active	15	0	0	0.00%	17		4	Y	4	R	09/2025		
12677	CLEWISTON	06/02/1947	Active(1)	12	0	0	0.00%	0		8	N	None		03/2024		
40424	CORAL WAY COLOMBIAN L C	10/05/1981	Active	16	7	7	0.00%	16	2	1	Y	2	N	10/2025		
15805	CURACAO Exc Award (06/30/2023)	01/10/1946	Active	49	3	1	4.26%	48	8	3	Y		N	12/2025		\$100.00
12732	DANIA BEACH	06/20/1947	Active	54	3	0	5.88%	58		3	Y	2		10/2025		\$400.00
12681	DELRAY BEACH Exc Award (06/30/2017)	02/07/1939	Active	12	1	1	0.00%	12	22	0	Y	6	N	12/2025		\$25.00
12683	FORT LAUDERDALE Exc Award (06/30/2022)	03/28/1935	Active	11	0	0	0.00%	14		2	N			08/2025		\$1,300.00
12686	FORT PIERCE Exc Award (06/30/2018, 06/30/2025)	05/23/1947	Active	35	1	3	-5.41%	33	2	0	Y		N	12/2025		\$2,050.00
12725	FREEPORT Exc Award (06/30/2023, 06/30/2024)	03/15/1966	Active	36	3	1	5.88%	37	1	0	Y		N	11/2025		
125092	Freeport Grand Bahamas Lucavan	06/10/2015	Active(1)	15	0	0	0.00%	15		1	N	None		11/2024		



Club Health Assessment for District 35 N through December 2025

			Status	Membership						Reports				Finance	LCIF		
Club Number	Club Name	Charter Date	Times in Status Quo in Past 2 Years	Current Member Count **	YTD Members Added	YTD Members Dropped	YTD Net Growth% ***	Member Count 1 Year Ago	Dropped Members Avg.Length of Service	Months Since Membership Update	Current Officers Reported ****	Current President Repeated Term	VP Reported *****	Last Date Reported Service (mm/yyyy)	Account Balance	YTD Donations	
59584	HIALEAH PAN AMERICAN	05/23/1997	Active	40	1	0	2.56%	28		2	Y		N	06/2025	90+ Days		
	Exc Award (06/30/2023, 06/30/2025)																
130759	Hollywood	05/10/2017	Active	22	0	0	0.00%	18		11	Y	4	R	12/2025			
57101	HOLLYWOOD COLOMBIAN-AMERICAN	06/08/1995	Active(1)	10	0	0	0.00%	14		4	Y	3		03/2024			
	Exc Award (06/30/2017, 06/30/2019)																
98911	INDIANTOWN	03/26/2007	Active	3	0	0	0.00%	3		32	N	None		10/2023			
12744	KEY BISCAVNE	09/11/1953	Active	9	1	1	0.00%	9	69	0	Y			10/2025			
12745	KEY LARGO	05/22/1956	Active	4	0	0	0.00%	4		34	N	13	R	12/2025			
12746	KEY WEST	04/28/1938	Active(1)	20	1	0	5.26%	17		4	Y	8	R	12/2025			
12691	LAKE WORTH	04/17/1925	Active	16	2	2	0.00%	15	1	0	Y	3	R	11/2025			\$616.00
12749	MIAMI	04/23/1924	Active	17	1	2	-5.56%	19	2	2	Y	2		09/2025			
12752	MIAMI BUENA VISTA-BILTMORE	03/11/1970	Active	27	1	3	-6.90%	27	25	0	Y		N	12/2025			
	Exc Award (06/30/2019, 06/30/2024)																
30261	MIAMI CUBAN	02/27/1975	Active	44	0	1	-2.22%	47	2	4	Y		N	11/2025		\$500.00	
	Exc Award (06/30/2023)																
111682	MIAMI DADE INTERAMERICAN	07/20/2011	Active	31	4	0	14.81%	28		0	Y	3	R	12/2025		\$1,450.00	
	Exc Award (06/30/2018, 06/30/2023, 06/30/2024)																
115409	MIAMI FIVE STARS	10/27/2011	Active	27	0	2	-6.90%	19	6	1	Y			12/2025			
	Exc Award (06/30/2016, 06/30/2020, 06/30/2021, 06/30/2023, 06/30/2024, 06/30/2025)																
137624	Miami Fontainebleau	03/05/2019	Active(1)	18	0	0	0.00%	19		9	Y	4		05/2022			
111706	MIAMI GLOBAL COLOMBIAN	07/26/2011	Active	12	0	1	-7.69%	15	1	2	Y		R	12/2025			
	Exc Award (06/30/2024)																
64931	MIAMI INTERAMERICAN ECUADOR	01/23/2002	Active	7	1	1	0.00%	10	1	0	Y	9	R	12/2025			
	Exc Award (06/30/2019)																
53074	MIAMI KENDALL WEST	05/12/1992	Active	6	0	0	0.00%	6		5	Y	3		09/2025			
	Exc Award (06/30/2017)																
138705	Miami Kingdom	06/20/2019	Active(2)	5	3	8	-50.00%	16	4	0	N	8		08/2023	90+ Days		
12759	MIAMI LAKES	02/25/1964	Cancelled(6*)	0	0	11	-100.00%	10	37	1	N	None		09/2025		\$10,000.00	



Club Health Assessment for District 35 N through December 2025

			Status	Membership						Reports				Finance	LCIF	
Club Number	Club Name	Charter Date	Times in Status Quo in Past 2 Years	Current Member Count **	YTD Members Added	YTD Members Dropped	YTD Net Growth% ***	Member Count 1 Year Ago	Dropped Members Avg.Length of Service	Months Since Membership Update	Current Officers Reported ****	Current President Repeated Term	VP Reported *****	Last Date Reported Service (mm/yyyy)	Account Balance	YTD Donations
44290	MIAMI MANAGUA	10/22/1984	Active	22	4	1	15.79%	17	4	4	Y		N	10/2025	90+ Days	\$1,000.00
124790	Miami Medical	05/08/2015	Active(2)	19	0	0	0.00%	20		8	N	None		10/2025		
107820	MIAMI PERUVIAN	03/16/2010	Active	10	0	2	-16.67%	12	4	0	Y	7		10/2023		
12736	MIAMI SPRINGS	03/31/1937	Active	68	4	2	3.03%	74	2	0	Y		R	12/2025		
Exc Award (06/30/2018, 06/30/2022, 06/30/2024)																
125641	Miami United World	08/18/2015	Active	14	1	0	7.69%	14		5	N	None		10/2023		
156494	Miramar - First Haitian-American	12/04/2023	Active(1)	24	0	0	0.00%	40		6	N	None		01/2024		
133326	PEMBROKE PINES WESTON MIRAMAR	12/06/2017	Active	18	0	0	0.00%	17		10	N			12/2025		\$590.00
12772	PERRINE CUTLER RIDGE L C	03/31/1954	Active	5	0	0	0.00%	5		22	Y	10				
64896	PORT ST LUCIE DOWNTOWN	01/02/2002	Active	61	10	6	7.02%	54	8	0	Y	2	R	12/2025		\$160.00
Exc Award (06/30/2024, 06/30/2025)																
57281	PORT ST LUCIE WEST	08/01/1995	Active	27	2	1	3.85%	28	53	4	Y	2	N	12/2025	90+ Days	\$900.00
12713	SEBASTIAN	09/06/1958	Active	17	1	2	-5.56%	18	6	1	Y	2	N	11/2025		\$200.00
108928	SOUTH FLORIDA MARITIME	07/16/2010	Active	16	0	0	0.00%	16		8	Y	6	R	09/2025		
12757	SUNNY ISLES BEACH	06/30/1950	Active	11	0	0	0.00%	11		3	N	None		10/2025		
12763	WEST MIAMI SUNSHINE	01/04/1956	Active	13	0	3	-18.75%	22	2	0	Y	4	N	12/2025		\$20.00
12720	WEST PALM BEACH WELLINGTON	03/26/1924	Active	10	0	3	-23.08%	12	5	5	Y	10		11/2025	90+ Days	


Clubs Cancelled Previous Fiscal Year – Clubs Cancelled within last 12 months may be reinstated

Club Number	Club Name	Charter Date	Current Status*	Cancellation Date
118069	CORAL GABLES MERRICK	10/19/2012	Cancelled(6*)	03/29/2025
60729	MIAMI LAUTARO CHILEAN	05/07/1998	Cancelled(8*)	12/30/2024

Current Total Clubs Count	YTD New Clubs Count	YTD Cancelled Clubs Count	YTD Net Club Gain	Current Total Members Count	YTD Add	YTD Drop	YTD Net Growth	YTD Net Growth %	Member Count 12 Months Ago	Average Member Count Per Club	% of Clubs with less than 20 members	% No Officer Report in 12 Months	% of Clubs with balance 90+ days	Number of Clubs in Status Quo	% Status Quo Clubs in Financial Suspension	Number of Cancelled Clubs	Average Cancelled Club Age	Members Lost Due to Cancellation	% of Clubs Cancelled for Non-Financial Reasons
50	0	1	-1	1,063	66	107	-41	-3.71%	1,113	21	64%	6%	12%	0	0%	1	101	11	0%



Club Health Assessment for District 35 N through December 2025

				Status	Membership					Reports				Finance	LCIF	
Club Number	Club Name	Charter Date	Times in Status Quo in Past 2 Years	Current Member Count **	YTD Members Added	YTD Members Dropped	YTD Net Growth% ***	Member Count 1 Year Ago	Dropped Members Avg.Length of Service	Months Since Membership Update	Current Officers Reported ****	Current President Repeated Term	VP Reported *****	Last Date Reported Service (mm/yyyy)	Account Balance	YTD Donations

* - P - Priority Club. Cancellation Reasons: 1-Objectives/conduct, 2-Non-active club, 5-Non-existing club, 6-Disbanding, 7-Merger, 8-Financial Suspension, 9-District/Multiple District Dues.

** Red denotes below 15 active members.

*** Red denotes 20% + loss.

**** Y - all 3 (President, Secretary, Treasurer) club officers reported, N - not all 3 reported.

***** Abbreviation: N-New, IP-Immediate Past, R-Repeat.